

(FIB) Fibrinogen

FIB is an acute contrast-protein synthesized by the liver and elevated concentration is an important risk factor for thrombosis and cardiovascular disease. FIB test is a routine test for bleeding and thrombosis.

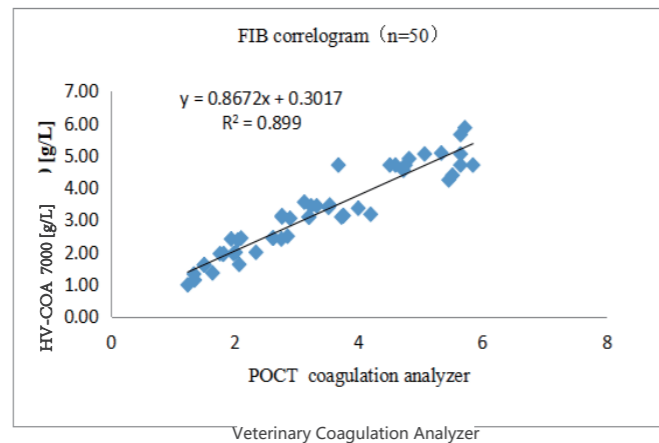
Features

- Animal: Canine, Feline, Equine
- Whole Blood in Sodium citrate anticoagulation tube
- Sample Volume: 20uL
- Test Range: 0.5-10g/L
- Reference range:
Canine,Equine: 1-3 g/L
Feline: 1-2.5 g/L

Application

- **Time Extension:**
Common in : burns, diabetes, acute infections, tumors, sepsis, nephrotic syndrome, uremia
- **Time Reduction:**
Common in : congenital fibrinogen abnormalities, disseminated intravascular coagulation.

Performance



B201, Building 2, No.6 Xinrui Road, Hi-Tech Industrial Development Zone, Guangzhou, P.R. China.
Tel: +086 020-61855600 Email: healvet@healfo.com
Web: www.healvet.com



Veterinary Coagulation Analyzer HV-COA 7000

- **Rapid**
- **Accurate**
- **Convenient**
- **Reliable**
- **Popular**
- **Extensible**



PT, APTT, TT, ACT, FIB

Veterinary Coagulation Analyzer

Healvet Veterinary coagulation analyzer is a portable device that can rapidly detect patients' hemostatic function. It is mainly applied in the field of patients' hemorrhagic disorders screening and diagnosis, the detection of thrombosis disease as well as the clinical application guidance and prognosis of anticoagulants, etc.

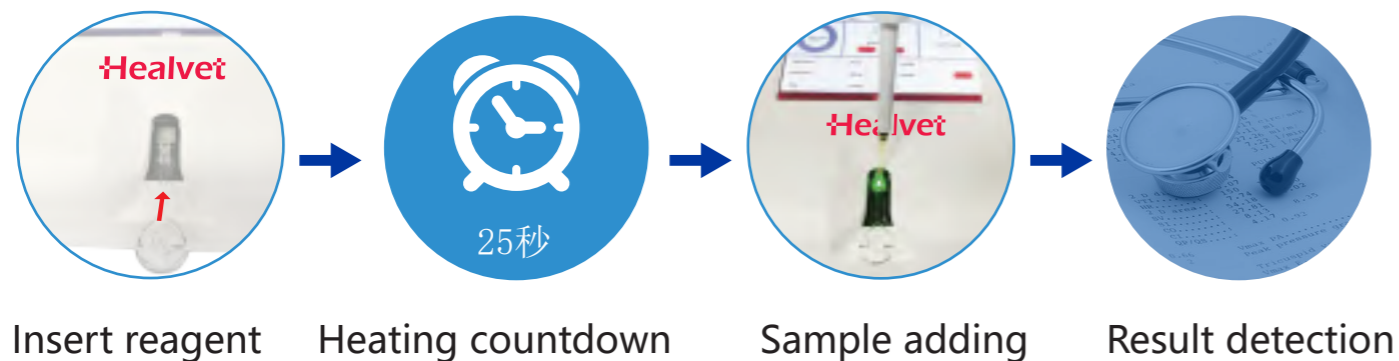
Easy-to-use Diagnostic Device

- Gold Standard Optical Coagulation Method Applied.
- Immediate test result with 20uL Whole Blood.
- 7 inch Touch Screen, User-friendly Interface, Simple operation.
- Provided 5 Coagulation test items.
- Store 1000 test result records .
- Reagent is stored at room temperature and the shelf life is 24 months.
- Automatic calibration.

Test Item

- Prothrombin time (PT)
- Activation of part of the thrombin time(APTT)
- Thrombin time (TT)
- Fibrinogen (FIB)
- Activated clotting time (ACT)

Operation



Specifications

Specifications	
Dimensions (L*W*H)	220*280*149 mm
Weight	1.5kg (1.6kg with Power Adapter)
Power Adapter	Input AC 100-240V, 50/60Hz, 500mA; Output DC 12V/2A
Display Screen	7 inch Touch Screen
Printer	Built-in thermal printer (Support additional external printer)
Data Storage	1000 Result Records
LIS/HIS	Support
Service Life	5 Years
Working Environment	Temperature: 15~35°C, Humidity: 10%~90%
Data Port	USB port *2, COM port, Network port, wifi port, Code Card port, Power port

Built-in Thermal Printer

Real-time printing

7"LCD touch screen

Dimensions:
220*280*149mm
Weight:
1.5 kg
Power adapter:
100~240VAC, 50~60Hz



LIS Connection

Direct connection to LIS / HIS

Test Channel

The Test Cartridge Holder

ID Chip Port

The ID chip contains all information of test item and lot number

(PT) Prothrombin Time Reagent Kit

PT test is a fairly ideal and commonly used screening test for extrinsic pathway of blood clotting. It can also be used as quantitative test for exogenous pathways and common pathways of coagulation factors. At the same time, it can be used for monitoring oral anticoagulant therapy.

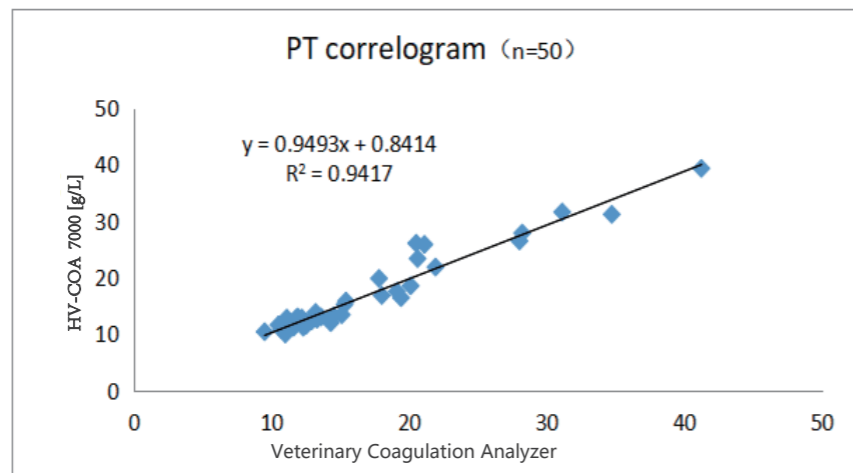
Features

- Animal: Canine, Feline, Equine
- Whole Blood in Sodium citrate anticoagulation tube
- Sample Volume: 20uL
- Test Range: 4-90s
- Reference range:
 - Canine: PT: 5 ~ 15 s
 - Feline: PT: 6 ~ 15 s
 - Equine: PT: 6 ~ 14 s

Application

- **Time Extension:**
Common in severe liver diseases, vitamin deficiency, DIC, etc.
- **Time reduction:**
Common in early DIC, period after ether anesthesia, etc.

Performance



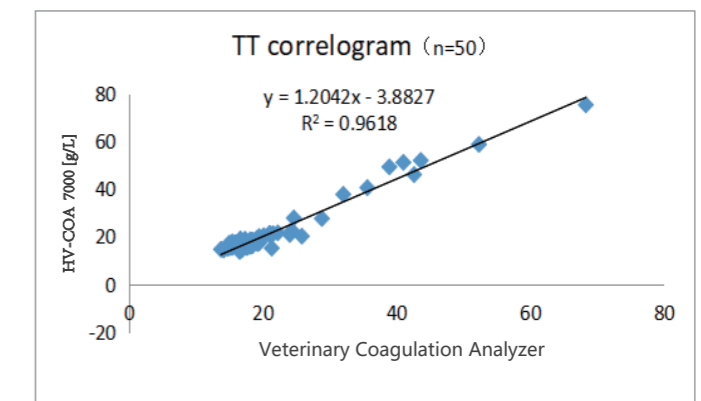
(TT)Thrombin Time Reagent Kit

TT is a simple test for detect of coagulation detection, anticoagulation and fibrin deliquescent system function. It is widely used in monitoring and treating high molecular weight heparin and fibrinolytic, screening fibrinogen disorders and some serious fibrinogen deficiency, which is of great significance to disease diagnosis of clinical departments.

Features

- Animal: Canine, Feline, Equine
- Whole Blood in Sodium citrate anticoagulation tube
- Sample Volume: 20uL
- Test Range: 6-90s
- Reference range:
 - Canine: 8-20 s
 - Feline: 9-19 s
 - Equine: 14~25 s

Performance



Application

- **Time Extension:**
Common in: hereditary fibrinogen deficiency (Von Willebrand disease), severe blood clotting (shock, severe infection, tumor) in the body leading to excessive consumption of fibrinogen, severe liver diseases, DIC, and when the activity of AT-III in circulating blood is significantly increased.

(APTT) Activation of part of the thrombin time

APTT is a sensitive and commonly used screening test for endogenous clotting systems, which can also be used as quantitative test of endogenous coagulation factors to detect serum factors other than VII, especially for the test of factor VIII, IX, XI, XII and prekallikrein. Besides, APTT test can be used for monitoring heparin treatment.

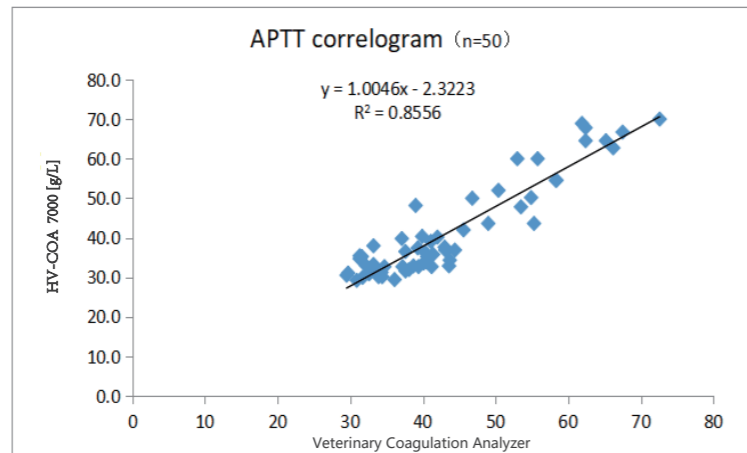
Features

- Animal: Canine, Feline, Equine
- Whole Blood in Sodium citrate anticoagulation tube
- Sample Volume: 20uL
- Test Range: 10-120s
- Reference range:
Canine: 15~45 s Feline: 15~43 s
Equine: 33~51 s

Application

- **Time Extension:**
Common in vitamin K deficiency, DIC, rodenticide poisoning, severe liver diseases, etc.

Performance



(ACT) Activated clotting time

Activated coagulation time ACT can be used to monitor the anticoagulability of heparin, which is of great significance for monitoring the clinical use of heparin. Sometimes the test is used in conjunction with the PT test to determine whether bleeding is due to an excess of anticoagulants or to clotting factor depletion.

Features

- Animal: Canine, Feline, Equine
- Whole Blood in Sodium citrate anticoagulation tube
- Sample Volume: 20uL
- Test Range: 50-600s
- Reference range:
Canine: 50~150 s Feline: 50~140 s
Equine: 110~202 s

Application

- **Time Extension:**
Common in significant reduction in platelets, severe deficiency of blood coagulation factors, taking anticoagulant drugs.

Performance

